

Briefing of the EC Thailand Visit

Dr. Emiel de Kleijn (President)

Dr. Abdallah El Marhoun (Vice President of Asia)

Dr. Kwok-Tung Lu (Secretary)

(8th May 2023 to 11th May 2023)

Timetable and Events

Day 1	Time	Activities	
8 May 2023	07.35	Abdallah El Marhouné arrival EK374	Suvarnabhumi airport
	09.30	Emiel De Kleijn (IJSO President) arrival KL875	
	09.45	Kwok-Tung Lu arrival CI833	
	12.15-13.00	MCO/Theory exam room	Arnoma Grand Hotel
	13.20-15.30	Lunch	Central world
	16.00 - 17.30	Student hotel	Grand Fortune Hotel
	17.00-19.00	Dinner	Central Rama IX
Day 2			
9 May 2023	06.00-08.00	Breakfast	Grand Fortune Hotel
	09.00-12.00	Meeting with LOC/Academic committee + Lab survey	Srinakharinwirot University
	12.00-13.00	Lunch	Srinakharinwirot University
	13.00-16.00	IJSO Official Press Release	
	16.30	Hotel	Central world
Day 3			
10 May 2023	06.00-08.00	Breakfast	Grand Fortune Hotel
	09.00-12.00	Excursion	Rattanakosin Island
	12.00-13.00	Lunch	Rattanakosin Island
	13.00-16.00	Free time	Tha Maharaj
	17.00-19.00	Dinner	Tha Maharaj
Day 4			
11 May 2023	06.00-08.00	Breakfast	Grand Fortune Hotel
	09.00-12.00	Airport	Suvarnabhumi airport
	12.05	Emiel De Kleijn (IJSO President) departure KL876	
	13.20	Kwok-Tung Lu departure CI832	
	21.00	Abdallah El Marhouné departure EK373	

1. Arrival
2. Visit Arnoma Grand Hotel (leaders)
3. Visit Grand Fortune Hotel (students)

1. Visit Srinakharinwirot University
2. Meeting with the Academic committee members.
3. Press conference.

1. Visit Rattanakosin Island
(Excursion site of the IJSO2023)

1. Departure

Day one (8th May 2023)

- 1. Arrival of the EC members**
- 2. Visit Arnoma Grand Hotel (leaders)**
 - ~ Accommodation, Venus of question discussion, IB meeting and moderation
- 3. Visit Grand Fortune Hotel (students)**
 - ~ Accommodation, Venus of MCQ Exam., Theoretical Exam., & Closing Ceremony

Arnoma Grand Hotel Bangkok

(Hotel for the Leaders)



Question discussion, IB meeting & Moderation will take place here



Lobby



Standard room

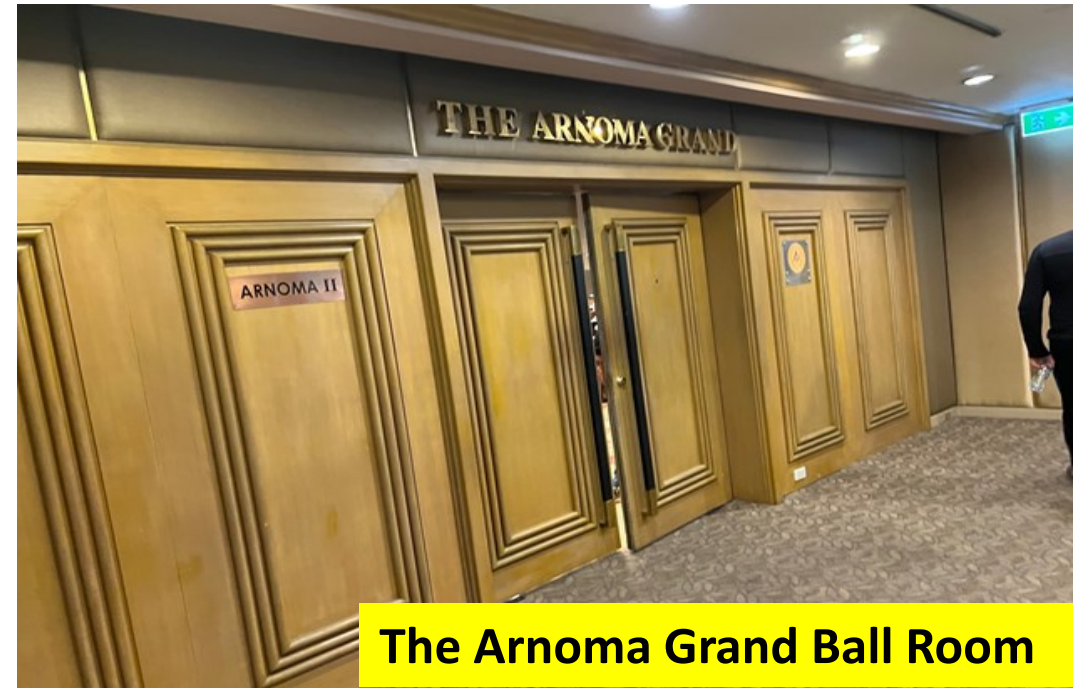
The Hotel is located in the downtown district of Bangkok
(two shopping malls connected by a flyover or crosswalk)



Arnoma Grand Hotel Bangkok

The Arnoma Grand Ball Room

- ~ Partition to Arnoma-1, -2, & 3 for question discussion (three subjects simultaneously)
- ~ Combined Arnoma-1, -2, & 3 for IB meeting, & moderation
- ~ Service desk & refreshment (right outside the ballroom)



The Arnoma Grand Ball Room




Inside Arnoma-1



Outside Arnoma-2 & 3 (combined)



Outside the Ball Room (refreshment & service area)



Electrical sockets in Thailand are compatible with both flat parallel prongs (like in the United States and Japan) and two round pins (like in most European and Asian countries).






Group photo with the LOC members & EC members at the lobby of Arnoma Hotel

Grand Fortune Hotel Bangkok (Hotel for the Students)



**MCQ Exam, Theoretical Exam &
Closing Ceremony will take place here.**



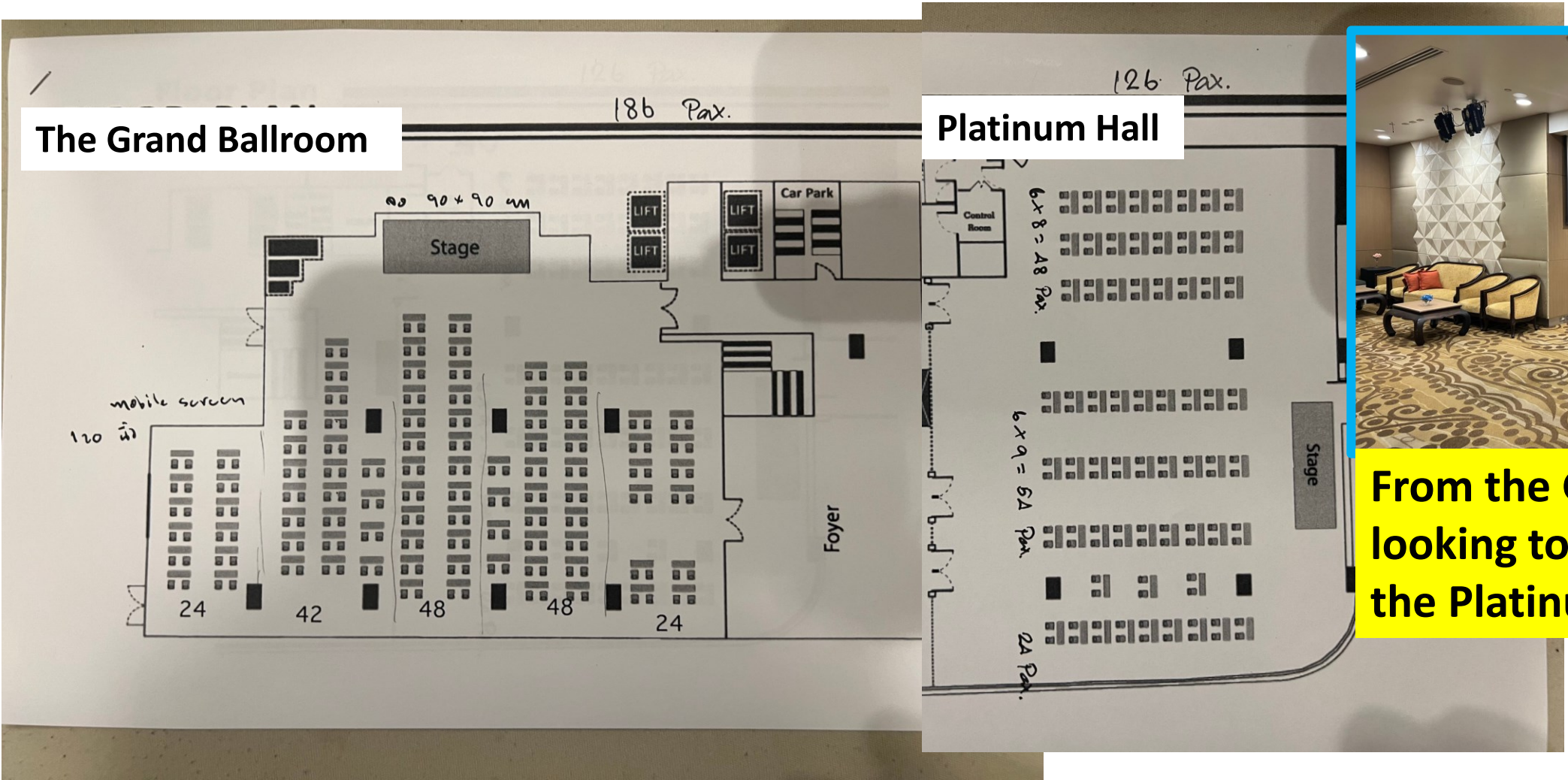
Lobby



Standard room

The Grand Ballroom & Platinum Hall

~ located at the same floor, around twenty meter part, connected by the hallway



From the Grand ballroom looking to the entrance of the Platinum Hall

A hallway connects the
Grand Ballroom &
Platinum Hall
(around 20 meters)



The combined Capacity of
The Grand Ballroom
& Platinum Hall is
700 persons

The Grand Ballroom



Platinum Hall





For MCQ & theoretical Exam

- ~ Two students will share a long table, as shown
- ~ Partition will be placed between students



- ~ Shopping mall, night market (beer place) connected by a hallway or just across the street.
- ~ A 24 hr nurse station will be placed in the hotel.
- ~ The lifeguard service is only provided within a limited period of time.



Hotel Restaurant



Swimming Pool



Warm welcome by the Chairman and LOC members

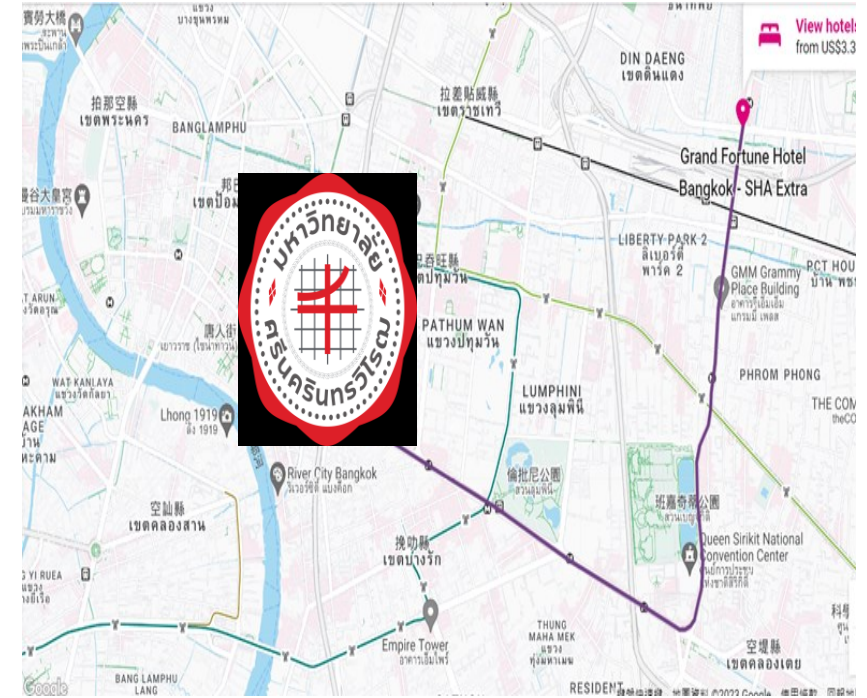
Day two (9th May 2023)

- 1. Visit Srinakharinwirot University
(Venus of the Practical Exam)**
- 2. Meeting with the Science Committee
members.**
- 3. Press conference.**



Srinakharinwirot University

- ~ Less than 5 Km distance to the Student's Hotel (around 20~30 min driving distance during the rush hour).
- ~ Subway train service is also available from the student hotel to the University.



- ~ All the laboratories for the practical exam are newly decorated.
- ~ They are located on the different floors of the Science College (Students will take the elevators to the laboratories)




Meeting with the Chairman & Science Committee members



Opening Speech by the Chairman



Group photo with the Chairman



Introduction of the Science Committee members

Briefing by the Science committee members

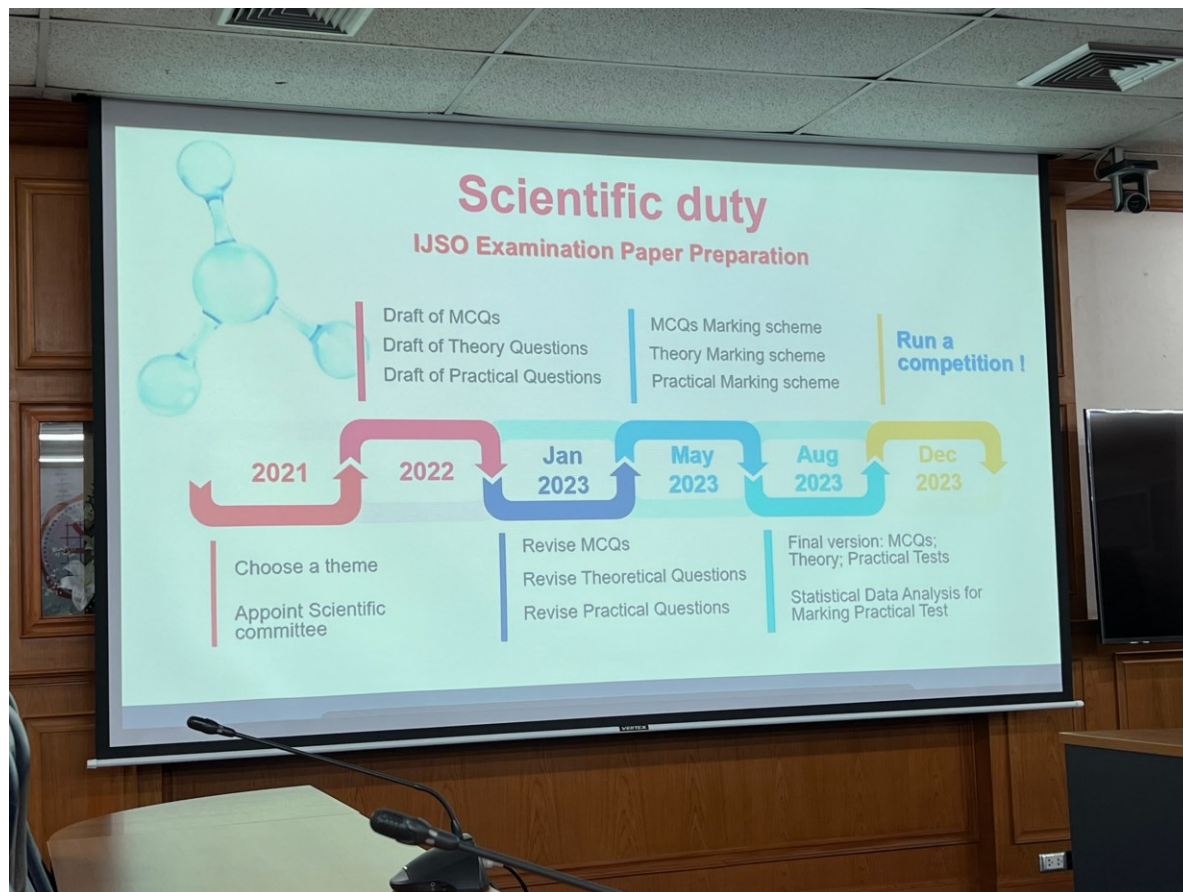
IJSO Examination Paper Preparation

- The problems are arranged into three examination papers.
- The Multiple Choice and Theory Examinations are individual events, while the Practical Examination is a team competition.
- The topics for the competition correspond to the latest approved IJSO syllabus.

Criteria	MCQ	Theory	Practical
Point	30 (10 questions for each subject)	30 (10 points for each subject)	40 (equal proportion)
Time	3 hours	3 hours	3 hours
Spare questions	At least 3 problems for each subject	At least 1 problem for each subject	-
Maximum number of words	3,500 words	3,500 words	4,000 words



Discussion with the Science committee members



Summary of the discussed issues (1)

(based on the discussion sequence)

- 1. Registration of the alternate countries (registration + observer?)???**
- 2. Student guide recruitment**
 - ~ former competitors, foreign exchange students, undergrad with language major.
- 3. Medical support on the student hotel and arena of the practical exam.**
(24-hour nurse station, emergency hospital arrangement)
- 4. How to select the alternate countries to jump in the event?**
(EC member proposes suggestion and processing)

Summary of the discussed issues (2)

- 5. Students must hand in all the electronic devices to the student guide during the check-in and retrieve it after the practical exam (Camera without internet function is allowed).**
- 6. Students will not be allowed to go shopping by themselves.
~ accompany by the student guide or student guide will shop for them**
- 7. Food arrangement for special needs.
~ double check the ingredient of the refreshment and food**
- 8. Any assistance on the question bank from the member countries.
(not required)**

Summary of the discussed issues (3)

9. The scientific committee is suggested to

- ~ prepare enough spare questions.**
- ~ Rehearsal the practical exam question in advance (20-30 students)**
- ~ Marking scheme must be provided before the discussion**
- ~ All the marking must not be in all or none manner.**
- ~ Prevent the double punishment marking.**
- ~ Restriction of the wording based on the statutes.**
- ~ 30 mins of the question reading time (student can also check the equipment)**
- ~ If sharing equipment is needed, minimize to two groups of students.**
- ~ Special arrangement for the students that have visual disabilities
(e.g. color blind)**
- ~ The chairperson of the discussion must be the last person to leave the room.**
- ~ Provide enough RA to help the students during the practical exam**

Summary of the discussed issues (4)

9. The scientific committee is suggested to (cont)

~ at least three people in the discussion room.

(chairperson, host, typing)

~ **Moderation (three tables, Physic, Chemistry, Biology)**

~ Equipment introduction if it is necessary.

(the model of the calculator will be posted on the website)

~ Graph, figure, & table in a separate file.

~ Hospitalized student (make-up exam???)

~ all the lab coats, & stationaries will be provided by the LOC.

10. Security check (Royal family will be there)

Press conference.

Behavioral guideline.



Group photo after the meeting

- ~ All the laboratories for the practical exam are newly decorated.
- ~ They are located on the different floors of the Science College (Students will take the elevators to the laboratories)









Photos of the Press Conference



Photos of the Press Conference



Photos of the Press Conference



Photos of the Press Conference



END



